


**2022-2023**



Color Me

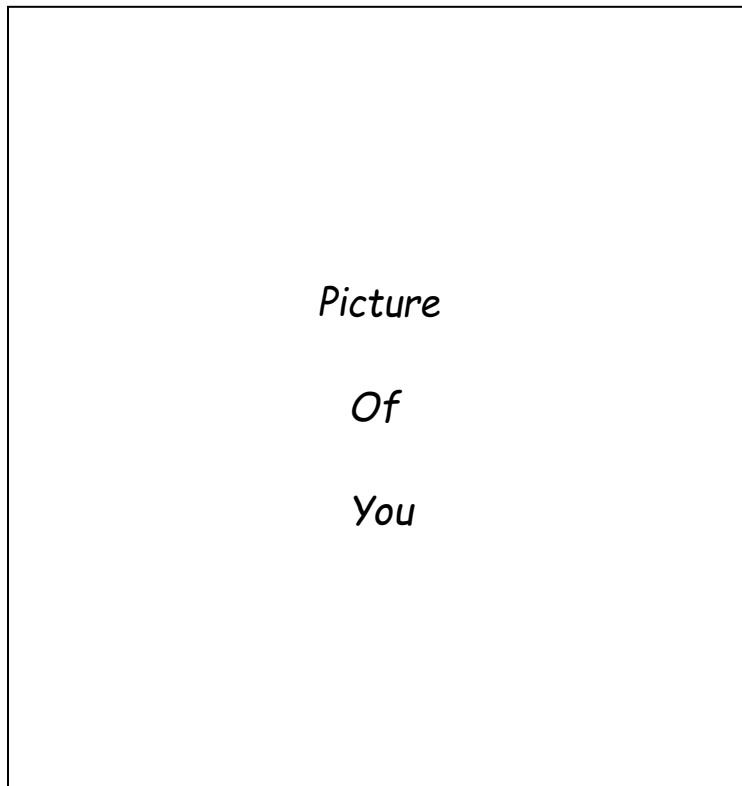
**EXPLORER  
RECORD BOOK**

# Now You Are A 4-H Explorer

## Congratulations & Welcome

*Explorers are pre-4-H youth, in second grade, who are interested in taking part in the Monroe County 4-H Youth Program before they can be officially enrolled as a regular 4-H member.*

*Explorers are proud of their enrollment in 4-H. Just see how they smile! 😊*



**Name:** \_\_\_\_\_

**4-H Club:** \_\_\_\_\_

**Grade in School:** \_\_\_\_\_ **4-H Year:** \_\_\_\_\_

*This booklet is designed to help you keep track of all things you will do as a 4-H Explorer.*

# The 4-H Emblem is:

A green four-leaf clover with the letter "H" on each leaf is the emblem. Each "H" stands for a part of the pledge -

Head,  
Heart,  
Hands,  
Health



# The 4-H Colors Are:

*Green and White.*

Green symbolizes nature's most common color.  
White symbolizes purity.

# The 4-H Motto is:

*"To Make The Best Better"*

This motto challenges everyone involved in 4-H to do the very best job they can.

# Flag Pledges





## The American Flag Pledge:

“I pledge allegiance to the flag of the United States of America, and to the republic for which it stands, one nation under God, indivisible, with liberty and justice for all.”

*(When repeating the pledge, your right hand should be placed over your heart which is on the left side.)*

## The National 4-H Pledge:

I Pledge:



*(Right hand over heart)*

**My Head** to clearer thinking




*(Right hand point to forehead)*

**My Heart** to Greater loyalty



*Arms slightly bent with palms up)*

**My Hands** to larger service, and



*(Arms at sides)*

**My Health** to better living for my club,  
My community, my country, and my world.

# Explorer Activity Record

Check the activities **you** participated in.

## Club Activities:

- Club Fair Tour
- Committee Member with parent
- Community Service
- Conservation/Environment
- Dairy Promotion
- Demonstration
- Health/Safety
- Pledge of Allegiance
- 4-H Pledge Leader for Club Mtg.
- Short speech or talk @ club meeting
- Picnic/Pot Luck
- Recreation
- 4-H Week Activities (display/radio/newspaper)
- Other (list) \_\_\_\_\_

## County Activities:

- Cloverbud/Explorer Camp
- County Cloverbud/Explorer College
- Festival of Arts: music, drama, demonstration,  
speaking, arts & crafts, photography (circle participation)
- Food Stand
- Fair Booth
- Fair Exhibitor
- Foods Revue
- Fur, Fin and Feather Show
- Achievement Night
- 4-H Family Banquet
- Other (list) \_\_\_\_\_

# Explorer Project Record

Name: \_\_\_\_\_

This is my \_\_\_\_\_ year in 4-H.

We had \_\_\_\_\_ Explorer meetings/trips.

I went to \_\_\_\_\_ of these Explorer meetings/trips.

I went to \_\_\_\_\_ regular 4-H club meetings.

What did you take to the fair? *(list)*

---

---

---

Parent Comments:


---

---

---

Parent/Guardian Signature: \_\_\_\_\_ Date: \_\_\_\_\_

# Draw a Picture about 4-H and You!






# The "I've Really Done It" Page



*In the box below, place a photo, draw a picture, cut out a magazine picture/clip art, use stickers, or any way you choose to show the 4-H activity you had fun doing. Use one page for each activity such as Cloverbud Camp, Cloverbud College, your 4-H club meetings, club project meeting and other special 4-H activities. Duplicate page as needed.*

Date: \_\_\_\_\_



What did you do?

---

---

---

---

---





# 4-H Explorer Additional Information Material

Put clippings and pictures and other items of different 4-H activities you participated in here. (Add additional pages if needed).